

R250-DWDM-OCA

Optical Channel Analyser

Technical Specifications



TREND NETWORKS

Depend On Us

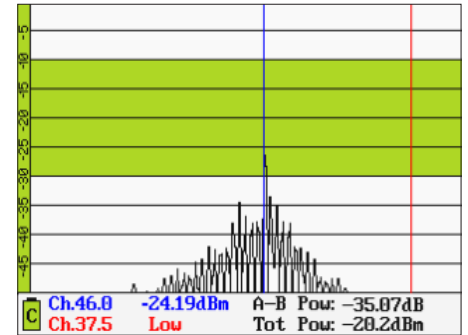
INTRODUCTION

The R250-DWDM-OCA Optical Channel Analyser is one of the most rugged and affordable full featured Mini OCAs on the market. This C-band Hand-Held OCA is available in up to 98 channels with 50 and 100 GHz channel spacing. The R250-DWDM-OCA is simple and fast to operate with its touch screen operation and twice a second scan. It offers high end features such as power tilt monitoring for DWDM channel equalization.

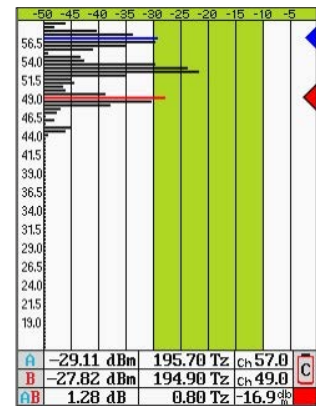
With a full set of selectable scale limits and thresholds, the R250-DWDM-OCA makes zeroing in on channel measurements easy. For flexibility the channel numbers are selected in wavelength or frequency. The information is displayed in graph, 6GHz line graph and table mode on the 4" bright auto rotating colour touch screen. The R250-DWDM-OCA allows users to set pass/fail thresholds and can store up to 1000 tests that can be downloaded via the USB PC port. Documentation is fast and easy with the included Cert-Soft certification software. The on-board Help system assists new users in parameter setup and file manipulation. R250-DWDM-OCA offers an IEC61300-3-35 auto Pass/Fail video inspection feature for use with the optional video probe.

Features

- Fast Real Time with <1/2 second Update
- Bar Graph, Table Displays & 6GHz Line Graph
- Auto Test Zooms in on Active Channels
- Rugged Case w/Impact Resistant Boot
- Optional Auto Pass/Fail Video Inspection System
- Solid State Optics-No Moving Parts
- Up To 98 Channels
- 50 or 100 GHz
- Pass/Fail Thresholds
- User Setup Screen
- 4" Touch Color Display
- Impact Resistant Boot
- Stores up to 1000 test
- USB/PC Port



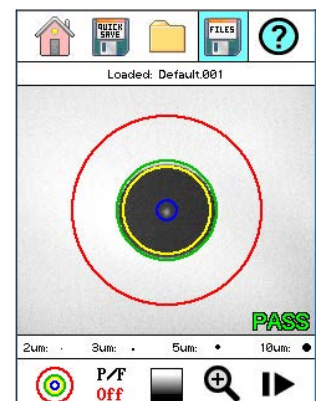
6GHz Line Graph



Graphical View

32.5	50.0	37.5	25.0			
32.0	49.5	37.0	24.5			
31.5	49.0	36.5	24.0			
31.0	48.5	36.0	23.5			
30.5	46.15	48.0	35.5	23.0	-48.76	
30.0	47.5	35.0	22.5			
29.5	47.0	34.5	49.30	22.0		
29.0	48.81	46.5	34.0	21.5	-49.95	
28.5	46.0	33.5	21.0			
28.0	48.93	45.5	33.0	48.15	20.5	-46.72
27.5	45.0	32.5	20.0			
27.0	44.5	32.0	19.5			
26.5	44.0	31.5	19.0	-49.31		
26.0	43.5	31.0	18.5			
25.5	43.0	30.5	18.0	-49.96		
25.0	42.5	30.0	49.55	17.5		
24.5	42.0	29.5	17.0	-48.54		
24.0	41.5	29.0	16.5			
23.5	49.71	41.0	16.0			
23.0	40.5	28.0	15.5			
22.5	10.0	-13.51	27.5	15.0	-46.91	
22.0	39.5	27.0	14.5			
21.5	39.0	26.5	14.0	-45.34		
21.0	38.5	26.0				
20.5	49.44	38.0	25.5			
Pow	Min	Max	Avg			

Table View



IEC61300-3-35
 Auto Pass/Fail
 Video System



SPECIFICATIONS	
Wavelength Range	Channels 14 - 62.5 196.25THz - 191.4THz 1527.6 - 1566.31nm
Channel Spacing	50GHz, 100GHz
Wavelength Accuracy	±0.1nm
Channel Power Range	+10dBm to -50dBm
Absolute Accuracy	±1 dB
Max Composite Power	+28 dBm
PDL	±0.15dB
Optical Rejection Ratio	40dBc (@50GHz)
Measurement Time	< 1/2 Second
Readout Resolution	0.01dB
Return Loss	>40dB

GENERAL	
Optical Interface	FC/APC
Graphical Display	Bar graph. 6GHz line graph and table view
Display	4 in. touch color TFT
Dimensions	6.25" L x 4.125" W x 1.875" H (159mm L x 105mm W x 48mm H)
Weight	1.5 lbs (0.7 kg)
Battery	Li-ion 6hr typ.
Power	USB 5V, 1A
Operating Temperature	0°C to +50°C
Relative Humidity	20%~85%
Storage Temperature	-20°C to 60°C
Accessories Included	5V, 1A USB Wall Charge with USB cable, Interchangeable FC and SC adapters, 2 stylus, CertSoft Software Suite, manual and rubber boot

